

APPENDICES**Recruitment Text**

a. Facebook

“Hi everyone!

My name is Vincent Patierno and I am currently running a study that is looking to investigate the relationship between psychological traits and political attitudes and opinions.

If you are a GW student and over the age of 18, I would greatly appreciate your participation. I am seeking roughly 100 participants. This includes a rather short survey that should not take more than a few minutes to complete.

Please follow the link below to participate:

<https://columbiangwu.co1.qualtrics.com/.../SV...>

Feel free to email me with any questions at vpatierno@gwu.edu”

b. Blackboard Email

“Hi everyone!

My name is Vincent Patierno and I am currently conducting a survey about psychological attributes and political opinions for SMPA 2120.

As a current GW student, you are eligible to participate. I am seeking roughly 100 participants and would greatly appreciate your time.

The survey, found below, should not take more than a few minutes. Information and data collected will remain confidential and used only for classroom purposes.

If you have any questions, please feel free to email me at vpatierno@gwu.edu.

Follow this link to be directed to the survey:

https://columbiangwu.co1.qualtrics.com/jfe/form/SV_byeGjpgUPIw5r5X With grit and gratitude,

Vince Patierno”

Qualtrics Survey

Are you a student at The George Washington University?

Yes

No

What is your expected graduation year? _____

Age

What is your age range?

- a. Under 18 years of age
- b. 18-20
- c. 21-29
- d. 30-39
- e. 40-49
- f. 50-59
- g. 60 or older

Ideology and Identification**a. Political Ideology**

Directions: Using the scale below, please indicate how strongly you agree or disagree with the following statements about your *political party identification*.

1. *Government is almost always wasteful and inefficient.*

Strongly Agree

Agree

Neither Agree or Disagree

Disagree

Strongly Disagree

2. *Good diplomacy is the best way to ensure peace.*

Strongly Agree

Agree

Neither Agree or Disagree

Disagree

Strongly Disagree

3. *Homosexuality should be accepted by society.*

Strongly Agree

Agree

Neither Agree or Disagree

Disagree

Strongly Disagree

4. *Stricter environmental laws and regulations cost too many jobs and hurt the economy.*

Strongly Agree

Agree

Neither Agree or Disagree

Disagree

Strongly Disagree

b. Political Identification (Zabinski and Bolsen, 2017)

Directions: using the scale below, please choose which best describes your political party identification.

a. Generally speaking, which of the options on the scale below best describes your party identification?

Strong Democrat

Weak Democrat

Independent

Weak Republican

Strong Republican

b. How important is your party identification (or your identification as an Independent) to you?

Extremely Unimportant

Unimportant

Neither Important or Unimportant

Important

Extremely Important

(c) Which point on this scale best describes your political views?

Very Liberal

Mostly Liberal

Somewhat Liberal
 Moderate
 Somewhat Conservative
 Mostly Conservative
 Very Conservative

Psychological Attributes

a. Intellectual Humility (Krumrei-Mancuso and Rouse, 2016)

Directions: the following will measure psychological attributes. Using the scale below, please choose the answer that best reflects your attitude with the coupled statement.

1. When someone contradicts my most important beliefs, it feels like a personal attack.

Strongly Agree
 Agree
 Neither Agree or Disagree
 Disagree
 Strongly Disagree

2. When someone disagrees with ideas that are important to me, it feels as though I am being attacked.

Strongly Agree
 Agree
 Neither Agree or Disagree
 Disagree
 Strongly Disagree

3. I am open to revising my important beliefs in the face of new information.

Strongly Agree
 Agree
 Neither Agree or Disagree
 Disagree
 Strongly Disagree

4. I am willing to change my opinions on the basis of compelling reason.

Strongly Agree
 Agree
 Neither Agree or Disagree
 Disagree
 Strongly Disagree

5. I can respect others, even if I disagree with them in important ways.

Strongly Agree

Agree

Neither Agree or Disagree

Disagree

Strongly Disagree

6. Even when I disagree with others, I can recognize they have valid points.

Strongly Agree

Agree

Neither Agree or Disagree

Disagree

Strongly Disagree

7. For the most part, others have more to learn from me than I have to learn from them.

Strongly Agree

Agree

Neither Agree or Disagree

Disagree

Strongly Disagree

8. I'd rather rely on my own knowledge about most topics than turn to others for expertise.

Strongly Agree

Agree

Neither Agree or Disagree

Disagree

Strongly Disagree

b. Mindsets (Dweck, 1998, 2006)

Directions: Using the scale below, please choose the answer that best reflects your beliefs about intelligence.

1. You have a certain amount of intelligence, and you can't really do much to change it.

Strongly Agree

Agree

Neither Agree or Disagree
Disagree
Strongly Disagree

2. Your intelligence is something about you that you can't change very much.

Strongly Agree
Agree
Neither Agree or Disagree
Disagree
Strongly Disagree

3. You can learn new things, but you can't really change your basic intelligence.

Strongly Agree
Agree
Neither Agree or Disagree
Disagree
Strongly Disagree

Political Attitudes about Controversial Issues

Directions: The following questions are designed to measure your attitudes about current social and political topics. Using the choices below, please indicate your answer in the provided area.

a. "Black Lives Matter"

From what you've read and heard, how do you feel about the Black Lives Matter movement?

Strongly Support
Support
Neither Support or Do not Support
Do not Support
Strongly Do not Support

b. Guns

1. Are you for or against a law which would make it illegal to possess semi-automatic guns known as assault rifles?

For
Against

2. Do you have a gun in your home?

Yes

No

3. In general, do you feel that the laws covering the sale of firearms should be made more strict, less strict, or the same as they are now?

More Strict

Less Strict

Same as they are now

Favorability of Political Leaders

QUESTION: Below are the major party candidates from the 2020 U.S. presidential election. Using the choices below, please indicate your opinion of each candidate.

1. Donald J. Trump

Favorable

Unfavorable

Never Heard Of

2. Mike Pence

Favorable

Unfavorable

Never Heard Of

3. Joseph R. Biden

Favorable

Unfavorable

Never Heard Of

4. Kamala D. Harris

Favorable

Unfavorable

Never Heard Of

(d) Political Participation

Directions: The following are questions regarding your political participation in the 2020 presidential election cycle. Please answer each question.

1. Are you registered to vote in the United States?

Yes

No

2. Did you vote in the 2020 U.S. **primary** elections?

Yes

No

- ***IF YES***

- Which political party did you support in the 2020 U.S. primary election?

Democrat

Republican

Other (please explain):

IF NO next question.

3. Did you vote in the 2020 United States **Presidential Election** on November 3, 2020?

Yes

No

- ***IF YES***

- Who did you vote for in the 2020 Presidential Election?

Joe Biden/ Kamala Harris

Donald Trump/ Mike Pence

Other/ Third Party (please explain):

- Which method did you use to vote in the 2020 Presidential Election?

Early by mail/ absentee ballot

In person on election day

Early in person

DEMOGRAPHIC INFORMATION

1. Race What

is your race

- a. White
- b. Black or African-American
- c. American Indian or Alaskan Native
- d. Asian
- e. Native Hawaiian or other Pacific islander
- f. From multiple races
- g. Some other race (please specify) _____

1. Gender

Which gender do you identify with?

- a. Male
- b. Female
- c. Other (please specify) _____

2. Education Level

What is the highest level of education you have obtained?

- a. Some high school
- b. High school graduate
- c. Associates Degree
- d. Some College
- e. Bachelor's Degree or Equivalent
- f. Post-Graduate Degree (e.g. Master's, Doctorate)

Recruitment Procedure

a. Participants

This survey investigation will be conducted via convenience sample to the researcher. That is, undergraduate college students at The George Washington University will make up the population subject pool. For sake of establishing significance, a sample of 100 respondents will be the goal for the current study. This sample will likely allow for generalizability for the 18-24 age demographic range.

b. Recruitment

In light of the ongoing virtual learning period due to the COVID-19 pandemic, online platforms will serve as the sole method for recruiting participants. Students at The George Washington University have access to Facebook pages respective to their expected year of graduation (e.g. Class of 2023). A link with the survey accompanied by a brief description of its scope and aims will be made available on these pages. Twitter will also serve as a platform for recruiting participants. Due to the accessibility of the survey to the general public, a screening question will be used to ensure *only* GW students may participate. Lastly, Blackboard will serve as a method to send mass emails to student populations for recruitment. I will work to formulate a blanket email to students on available class rosters with a link inviting them to participate.

Qualitative Interviews

Intended design: I plan to conduct individual interviews with participants (via convenience sample from GW undergraduates; N=6-7). These interviews will follow the same question themes as the survey that accompanies this project (i.e. intellectual humility, mindsets, political ideology, and candidate favorability). A key difference in this aspect of the study will be to allow a space for individual participants to elaborate thoughtfully on their answers in a more conversational setting. Interviews will likely take place via telephone or video conference call due to the ongoing COVID-19 pandemic. Participants will be informed that their answers will be recorded for the purposes of this project—and that confidentiality will be ensured. The individual interview set-up is an attempt to control for potential social desirability concerns. Given the aims of measuring forms of polarization and beliefs about individual mindsets/psychological factors, participants may be more inclined to elaborate fully on their answers in a one-on-one setting. Results from the interviews will be included in the final report of this project.

Directions and introduction: Thank you for agreeing to take part in this qualitative interview study today. The following topics and questions are designed to guide us through a discussion revolving around political attitudes and opinions—as well as contemporary political issues in the United States.

There are a whole host of issues that bring about conflicting points of view, attitudes, and passionate opinions amongst the public. To this end:

I. Intellectual Humility

- a. How does it feel when you encounter somebody that contradicts your personal beliefs?
 - What differences in your approach occur if exchanges such as these occur in person—or via social media interactions?
- b. Has there been a time when *compelling reasoning* led you to change your opinion about a topic or issue?
 - Potential follow-up: can you describe that situation to me—and what it was like?
 - (if no): do you believe that compelling reasoning has the power to change attitudes/ opinions?
- (c) Can you explain how you think reasoning and/or *discussions about* topics such as encountering disagreement effect political discussions?

II. Mindsets (Beliefs about Intelligence)

- a. Overall, do you think that people can *change* their intelligence?
 - Or is intelligence something that is basically *fixed* in nature?
 - Potential follow-up: what are some reasons that justify your personal belief about this?
 - Potential follow-up: is this belief something that *developed over time* or an attitude that is relatively *new*?

III. Political Ideology

- a. How would you describe your political *ideology*?
 - b. How much of your personal identity (self-concept) do you derive from your political ideology/ beliefs?
 - c. Would you say that your political beliefs are an important component in defining yourself?
 - d. Do you distinguish political beliefs from your personal values? How so?
-

IV. Favorability of Candidates

- a. What are your feelings toward Donald Trump?
 - b. Do your feelings differ toward Mike Pence?
 - How so?
 - c. What are your feelings toward Joe Biden?
 - d. Do your feelings differ toward Kamala Harris?
 - How so?
-

Now I would like to focus specifically on some current issues that face the United States.

V. Controversial Issues

Summer 2020 was an especially tumultuous time in the United States in terms of racial injustice movements.

- a. Based on what you know and have heard about the “Black Lives Matter” movement, what are your feelings toward issues of *race in America* and of the movement itself?
 - b. Do you feel that police brutality is an issue in America? Elaborate.
 - c. Do you think that more restrictions need to be implemented for those who wish to buy or own a gun in the United States? Elaborate.
 - d. What do you feel the biggest/ most important issue facing America is today?
-

Now for some demographic information. Please answer each question in full.

VI. Socio-Demographics

- a. What is your age?
 - b. What gender do you identify with?
 - c. What is your race?
 - d. What is the highest level of education you have completed?
 - e. Are you registered to vote?
-

I thank you for your time and participation in this survey interview.

Analytical Statistics

Regression Analysis between Growth Mindset and Intellectual Humility

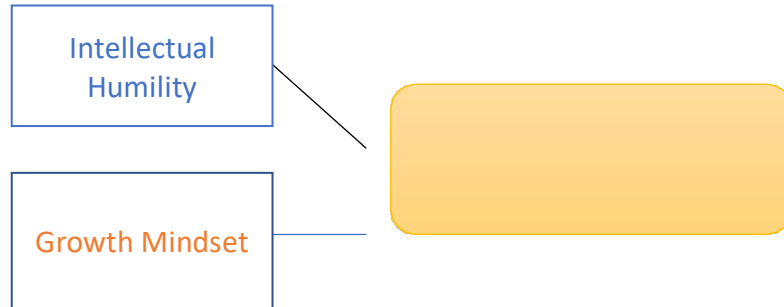


<i>Regression Statistics</i>	
Multiple R	0.03096953
R Square	0.000959112
Adjusted R Square	-0.006386777
Standard Error	4.980407457
Observations	138

ANOVA					
	<i>df</i>	<i>SS</i>	<i>MS</i>	<i>F</i>	<i>Significance F</i>
Regression	1	3.238580011	3.238580011	0.130564431	0.718408259
Residual	136	3373.406348	24.80445844		
Total	137	3376.644928			

	<i>Coefficients</i>	<i>Standard Error</i>	<i>t Stat</i>	<i>P-value</i>	<i>Lower 95%</i>	<i>Upper 95%</i>	<i>Lower 95.0%</i>	<i>Upper 95.0%</i>
Intercept	13.99278432	2.641395904	5.297496033	4.60819E-07	8.769263389	19.21630526	8.769263389	19.21630526
X Variable 1	-0.045970381	0.127223008	0.361337005	0.718408259	-0.297561611	0.20562085	-0.297561611	0.20562085

Regression Analysis between BLM Support and Intellectual Humility; Growth Mindset



IH and BLM Support

<i>Regression Statistics</i>	
Multiple R	0.10018809
R Square	0.01003765
Adjusted R Square	0.0027046
Standard Error	3.34983479
Observations	137

ANOVA					
A	<i>df</i>	<i>SS</i>	<i>MS</i>	<i>Significance F</i>	
		<i>F</i>			
Regression	1	15.3601019	15.3601019	1.36882308	0.24407555
Residual	135	1514.88807	11.2213931		
Total	136	1530.24818			

	<i>Coefficients</i>	<i>Standard Error</i>	<i>t Stat</i>	<i>P-value</i>	<i>Lower 95%</i>	<i>Upper 95%</i>	<i>Lower 95.0%</i>	<i>Upper 95.0%</i>
Intercept	21.0036434	0.51433652	40.8363833	7.5296E-78	19.986444	22.0208427	19.986444	22.0208427
X Variable 1	-0.3357801	0.28699961	-1.1699671	0.24407555	-0.903377	0.2318168	-0.903377	0.2318168

Growth Mindset / BLM support

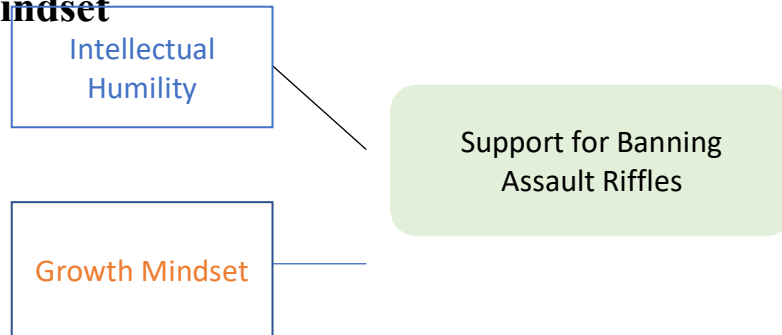
<i>Regression Statistics</i>	
Multiple R	0.08356546
R Square	0.00698319
Adjusted R Square	-0.0003725
Standard Error	4.85546551
Observations	137

ANOVA

	<i>df</i>	<i>SS</i>	<i>MS</i>	<i>F</i>	<i>Significance F</i>
Regression	1	22.3816743	22.3816743	0.94935977	0.33162497
Residual	135	3182.69862	23.5755453		
Total	136	3205.08029			

	<i>Coefficients</i>	<i>Standard Error</i>	<i>t Stat</i>	<i>P-value</i>	<i>Lower 95%</i>	<i>Upper 95%</i>	<i>Lower 95.0%</i>	<i>Upper 95.0%</i>
Intercept	12.5424346	0.74551236	16.8239124	6.0841E-35	11.0680406	14.0168287	11.0680406	14.0168287
X Variable 1	0.40532576	0.41599565	0.97435095	0.33162497	-0.4173856	1.22803715	-0.4173856	1.22803715

Regression Analysis between Assault Rifle Ban Support and Intellectual Humility; Growth Mindset



IH and Ban of Rifles

<i>Regression Statistics</i>	
Multiple R	0.12358082
R Square	0.01527222
Adjusted R Square	0.00797794
Standard Error	3.34096669
Observations	137

ANOVA

	<i>df</i>	<i>SS</i>	<i>MS</i>	<i>F</i>	<i>Significance F</i>
Regression	1	23.3702861	23.3702861	2.09372548	0.15022303
Residual	135	1506.87789	11.1620584		
Total	136	1530.24818			

	<i>Coefficients</i>	<i>Standard Error</i>	<i>t Stat</i>	<i>P-value</i>	<i>Lower 95%</i>	<i>Upper 95%</i>	<i>Lower 95.0%</i>	<i>Upper 95.0%</i>
Intercept	21.7114792	0.88218382	24.6110602	9.4506E-52	19.9667911	23.4561673	19.9667911	23.4561673

X Variable 1	-1.1105547	0.76750301	-1.4469711	0.15022303	-2.6284395	0.40733007	-2.6284395	0.40733007
--------------	------------	------------	------------	------------	------------	------------	------------	------------

**GROWTH MINDSET AND
BAN OF ASSAULT
WEAPONS**

Regression Statistics

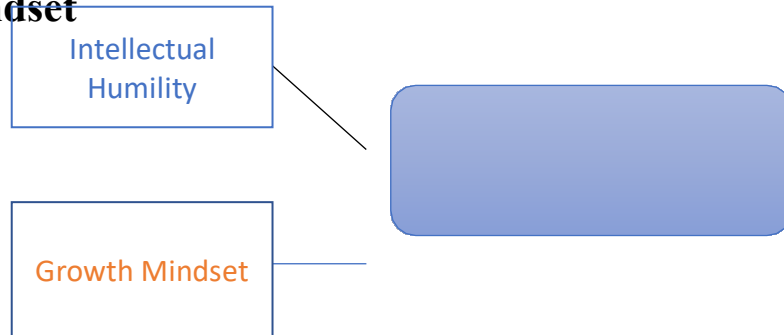
Multiple R	0.10650932
R Square	0.01134423
Adjusted R Square	0.00402086
Standard Error	4.84479187
Observations	137

ANOVA

	<i>df</i>	<i>SS</i>	<i>MS</i>	<i>F</i>	<i>Significance F</i>
Regression	1	36.3591826	36.3591826	1.54904439	0.21543293
Residual	135	3168.72111	23.4720082		
Total	136	3205.08029			

	<i>Coefficients</i>	<i>Standard Error</i>	<i>t Stat</i>	<i>P-value</i>	<i>Lower 95%</i>	<i>Upper 95%</i>	<i>Lower 95.0%</i>	<i>Upper 95.0%</i>
Intercept	11.6394453	1.27926956	9.09850873	1.0518E-15	9.10944376	14.1694468	9.10944376	14.1694468
X Variable 1	1.38520801	1.11296899	1.24460612	0.21543293	-0.8159022	3.58631819	-0.8159022	3.58631819

Regression Analysis between Favorability of Biden/ Harris and Intellectual Humility; Growth Mindset



IH and FAV OF BIDEN HARRIS SUMMARY OUTPUT

<i>Regression Statistics</i>	
Multiple R	0.0188402
R Square	0.00035495
Adjusted R Square	-0.0070498
Standard Error	3.36617709
Observations	137

ANOVA					
A	<i>df</i>	<i>SS</i>	<i>MS</i>	<i>Significance F</i>	
		<i>F</i>			
Regression	1	0.54316652	0.54316652	0.0479357	0.82702571
Residual	135	1529.70501	11.3311482		
Total	136	1530.24818			

	<i>Coefficients</i>	<i>Standard Error</i>	<i>t Stat</i>	<i>P-value</i>	<i>Lower 95%</i>	<i>Upper 95%</i>	<i>Lower 95.0%</i>	<i>Upper 95.0%</i>
Intercept	20.3227654	0.8747979	23.2313834	5.204E-49	18.5926844	22.0528465	18.5926844	22.0528465
X Variable 1	0.07040096	0.32155039	0.21894223	0.82702571	-0.5655268	0.70632868	-0.5655268	0.70632868

GROWTH MINDSET AND BIDEN HARRIS FAV

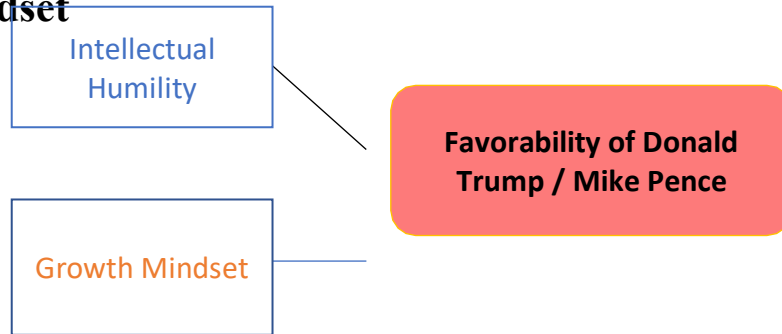
<i>Regression Statistics</i>	
Multiple R	0.02296947
R Square	0.0005276
Adjusted R Square	-0.0068759
Standard Error	4.8712226
Observations	137

ANOVA

A	<i>df</i>	<i>SS</i>	<i>MS</i>	<i>Significance F</i>
Regression	1	1.69098865	1.69098865	0.0712631
Residual	135	3203.3893	23.7288097	0.78991386
Total	136	3205.08029		

	<i>Coefficients</i>	<i>Standard Error</i>	<i>t Stat</i>	<i>P-value</i>	<i>Lower 95%</i>	<i>Upper 95%</i>	<i>Lower 95.0%</i>	<i>Upper 95.0%</i>
Intercept	12.8268283	1.26592725	10.1323582	2.717E-18	10.3232138	15.3304428	10.3232138	15.3304428
X Variable 1	0.1242174	0.46531822	0.2669515	0.78991386	-0.7960388	1.04447364	-0.7960388	1.04447364

Regression Analysis between Favorability of Trump/ Pence and Intellectual Humility; Growth Mindset



MINDSET AND TRUMP FAV

<i>Regression Statistics</i>	
Multiple R	0.04384492
R Square	0.00192238
Adjusted R Square	-0.0054708
Standard Error	4.86782248
Observations	137

ANOVA					
A	<i>df</i>	<i>SS</i>	<i>MS</i>	<i>Significance F</i>	
		<i>F</i>			
Regression	1	6.16137305	6.16137305	0.2600207	0.61093853
Residual	135	3198.9189	23.6956957		
Total	136	3205.0802			

	<i>Coefficients</i>	<i>Standard Error</i>	<i>t Stat</i>	<i>P-value</i>	<i>Lower 95%</i>	<i>Upper 95%</i>	<i>Lower 95.0 %</i>	<i>Upper 95.0 %</i>
Intercept	14.8378378	3.3438266	4.43738248	1.8741E-05	8.22477767	21.450898	8.2247776	21.450898
X Variable 1	-0.4324324	0.8480359	-0.5099223	0.6109385	-2.1095865	1.24472162	-2.1095865	1.2447216

IH AND TRUMP FAV

Regression Statistics

Multiple R	0.0224623
R Square	0.0005045
Adjusted R Square	-0.0068991
Standard Error	3.3659251
Observations	137

ANOVA

	<i>df</i>	<i>SS</i>	<i>MS</i>	<i>F</i>	<i>Significance F</i>
Regression	1	0.7721007	0.77210075	0.0681498	0.794447
Residual	135	1529.4760	11.3294524		
Total	136	1530.2481			

	<i>Coefficients</i>	<i>Standard Error</i>	<i>t Stat</i>	<i>P-value</i>	<i>Lower 95%</i>	<i>Upper 95%</i>	<i>Lower 95.0%</i>	<i>Upper 95.0%</i>
--	---------------------	-----------------------	---------------	----------------	------------------	------------------	--------------------	--------------------

Intercept	19.904740 8	2.3121365 8	8.60880841	1.689E-14	15.33204 62	24.477435 5	15.332046 2	24.477435 5
X Variable 1	0.1530793 1	0.5863865	0.26105531	0.7944476 8	1.006612 8	1.3127713 7	-1.0066128	1.3127713 7
